

Miline Slim Suspended

Design suspended luminaire with multiple beam angles

Product description

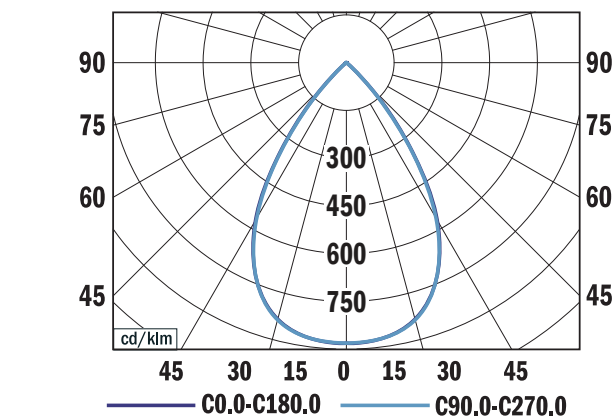
Discreetly illuminate your space with our versatile suspended luminaire. Choose from 3 beam angles to focus your space, and customize glare control with 2 louver (white or black) options. Seamless integration and long-lasting performance make it perfect for any downlighting need. The optional DALI control empowers users to personalize their lighting preferences, fostering a productive and adaptable work environment.

Technical features:

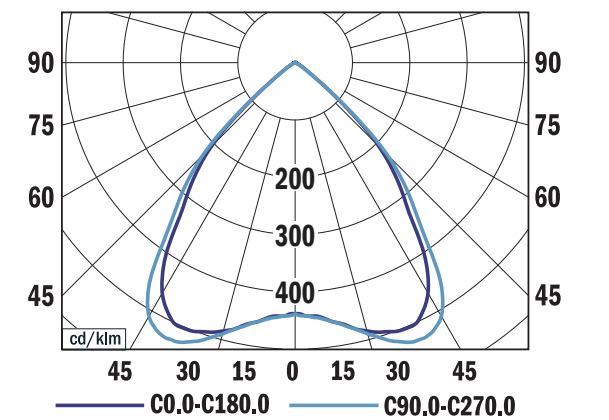
- Optical system: lenses + white louver (LWL), on request black louver (LBL)
- Beam angle: 90°, on request 65° or asymmetric
- Housing: sheet steel
- Lenses: PMMA
- Louver: polycarbonate
- Accessories: rope suspension
- Chromaticity: 3-step MacAdam
- Colour rendering index: min. 80
- Colour temperature: 3000K, 4000K
- Electronic control gear: FIX (ECG), DALI (EDA), on request Emergency unit variant
- Service lifetime: 100,000 hours/L80/B10 (ta 25°C)
- Ambient temperature: Ta = -25°C...+35°C
- Degree of protection: IP20
- Dimensions: M 1141 x 61 x 63 mm, L 1421 x 61 x 63 mm



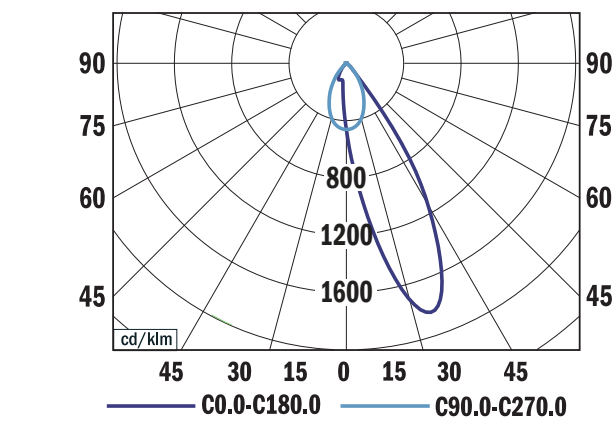
Photometry



MILINE SLIM 65°, 3400 lm 4000 K
LOR = 100%, UGR < 19

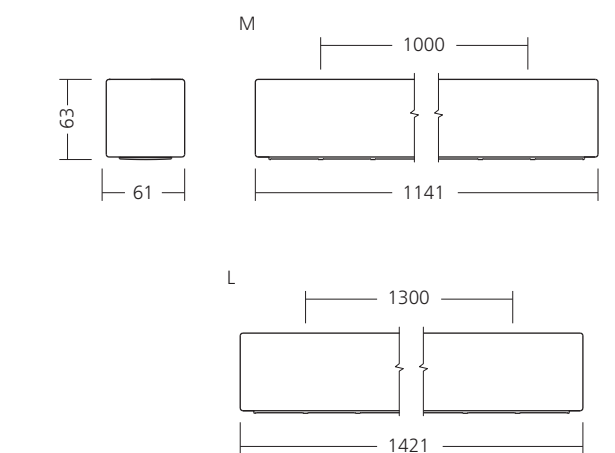


MILINE SLIM 90°, 3400 lm 4000 K
LOR = 100%
lower flux fraction 100%
upper flux fraction 0%
UGR < 19



MILINE SLIM ASYMMETRIC, 3300 lm 4000 K
LOR = 100%

Dimensions



TYPE	NET LUMEN OUTPUT (at Ta = 25 °C) (lm)	POWER CONSUMPTION (W)	SYSTEM EFFICACY (lm/W)	COLOUR RENDERING INDEX	CORRELATED COLOUR TEMPERATURE (K)	WEIGHT (kg)
MILINE SLIM SUSPENDED M	3250	22	148	80+	3000	2.8
MILINE SLIM SUSPENDED M	3400	22	155	80+	4000	2.8
MILINE SLIM SUSPENDED M	4550	30	152	80+	3000	2.8
MILINE SLIM SUSPENDED M	4800	30	160	80+	4000	2.8
MILINE SLIM SUSPENDED L	4050	26	156	80+	3000	3.2
MILINE SLIM SUSPENDED L	4300	26	165	80+	4000	3.2
MILINE SLIM SUSPENDED L	5650	37	152	80+	3000	3.2
MILINE SLIM SUSPENDED L	6000	37	162	80+	4000	3.2

white louver (LWL)



black louver (LBL)



220-240V 50-60Hz	LED	CHROMATICITY 3 SDCM	CRI 80+ Ra
CCT 3000 K	CCT 4000 K	ECG	EDA DALI
IP 20			

Mounting

