

white louver (LWL)

black louver (LBL)

frame for plasterboard installation

Miline

Design office luminaire with multiple beam angles

Product description

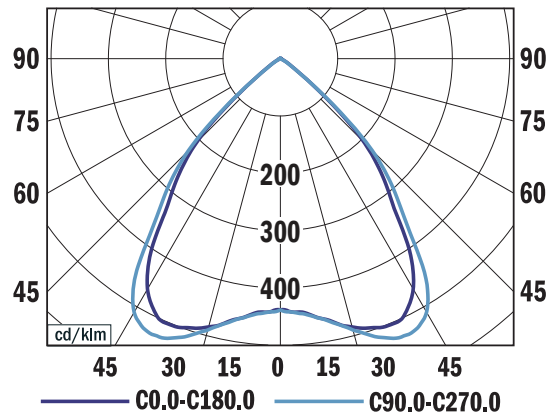
This office luminaire delivers a perfect blend of high performance and adaptable design. Its highly efficient optics boast multiple beam angles: 65° for general area lighting, 90° for targeted task illumination, and asymmetrical options for specific needs. This combination ensures glare-free light with consistent color (high CLC) and uniform coverage, even for low ceilings. The luminaire seamlessly integrates into T bar ceiling, simplifying installation. But if you have plasterboard ceilings, with the optional frame accessory, you can choose either recessed, surface mounted or suspended configuration, ensuring a perfect fit for your unique space.

Technical features:

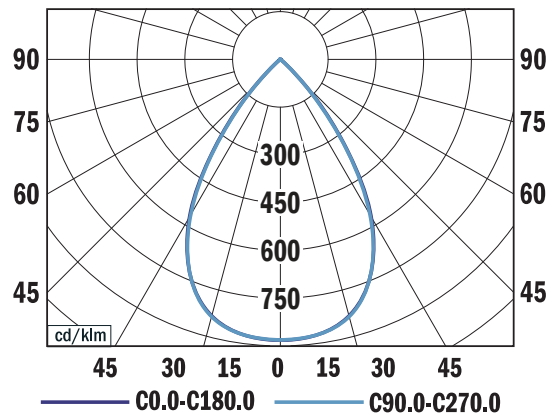
- Optical system: lenses + white louver (LWL), on request black louver (LBL)
- Beam angle: 90°, on request 65°or asymmetric
- Housing: sheet steel
- Lenses: PMMA
- Louver: polycarbonate
- Accesories: frame for plasterboard installation, frame for surfaced installation
- Chromacity: 3-step MacAdam
- Colour rendering index: min. 80
- Colour temperature: 3000K, 4000K
- Electronic control gear: FIX Manually settable (SCG), DALI (EDA), on request Emergency unit variant
- Service lifetime: 100,000 hours/L80/B10 (ta 25°C)
- Ambient temperature: Ta = -25°C...+35°C
- Degree of protection: IP20, optical part IP40
- Dimmensions: PV1 595 x 595 x 29 mm, PR1 622 x 622 x 29 mm, PV4 1195 x 295 x 38 mm

TYPE	NET LUMEN OUTPUT (at Ta = 25 °C) (lm)	POWER CONSUMPTION (W)	SYSTEM EFFICACY (lm/W)	CRI	CCT (K)
MILINE SCG	2550/3150/3650/4150	18/22/26/31	134-142	80+	3000
MILINE SCG	2700/3250/3800/4300	18/22/26/31	139-150	80+	4000
MILINE EDA	3150	22	143	80+	3000
MILINE EDA	3250	22	148	80+	4000
MILINE EDA	4150	31	134	80+	3000
MILINE EDA	4300	31	139	80+	4000

Photometry

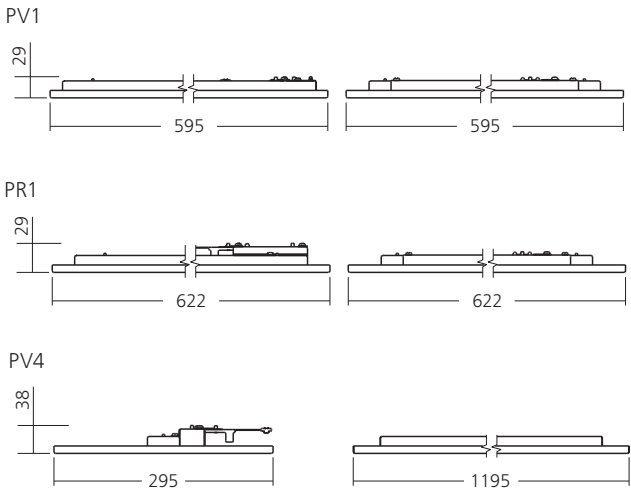


MILINE PV1 90°, 3800 lm 4000 K
LOR = 100%
lower flux fraction 100%
upper flux fraction 0%
UGR < 19

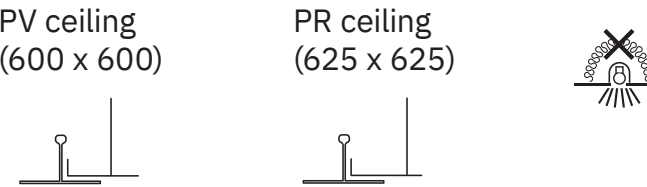


MILINE PV1 65°, 3800 lm 4000 K
LOR = 100%
lower flux fraction 100%
upper flux fraction 0%
UGR < 19

Dimmensions



Mounting



* Luminous flux tolerance +/- 10%. The Company reserves the right to change any product specifications without prior notification.