

# Downlight Basic

Downlight luminaire

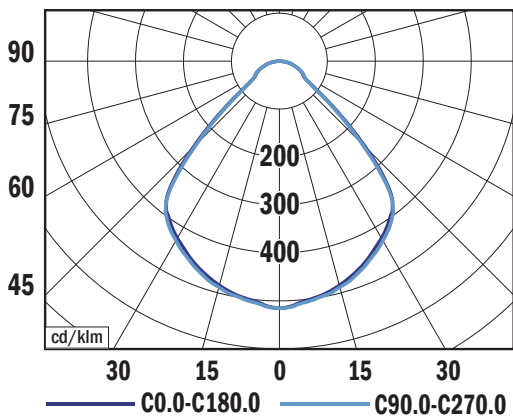
Product description

A range of luminaires that includes three diameters and three light outputs. Thanks to features such as low current ripple (5%) and UGR<19 value (only for a specific model), these lamps are also suitable for office spaces. In addition, they offer an approved emergency solution with an EM LED converter and trouble-free assembly without the use of tools - just push and turn. The spring clips are already pre-assembled, which saves additional time and effort.

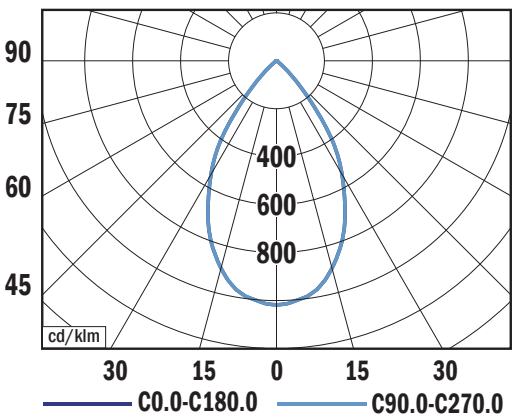
Technical features:

- Optical system: without reflector, polished reflector (PRE)
- Housing and trim: sheet steel
- Reflector: anodised aluminium
- Chomacity: 4-step MacAdam
- Colour rendering index: min. 80
- Colour temperature: 3000K, 4000K
- Electronic control gear: FIX (ECG)
- Service lifetime: 50,000 hours/L70/B50 (ta 25°C)
- Ambient temperature: Ta = -20°C...+30°C
- Degree of protection: IP20
- Dimmensions: S ø120 x 90 mm, M ø170 x 120 mm, L ø225 x 140 mm
- Cutout: S ø100 mm, M ø150 mm, L ø200 mm

Photometry

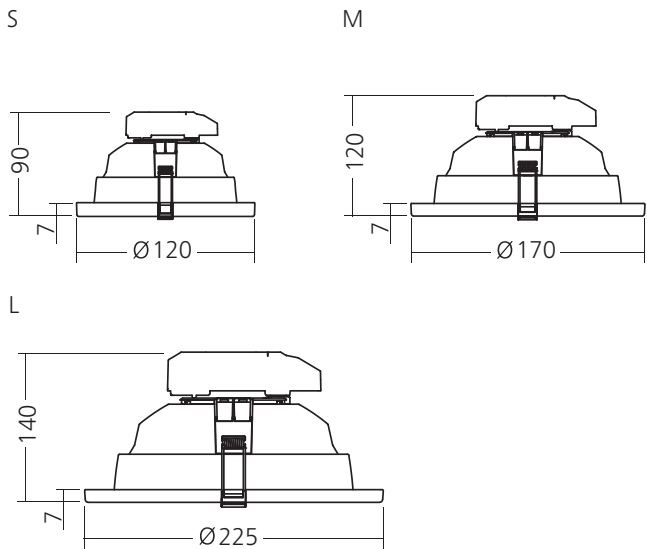


DOWNLIGHT BASIC PRE M, 1100 lm 4000 K  
LOR = 100%  
lower flux fraction 100%  
upper flux fraction 0%  
UGR < 19

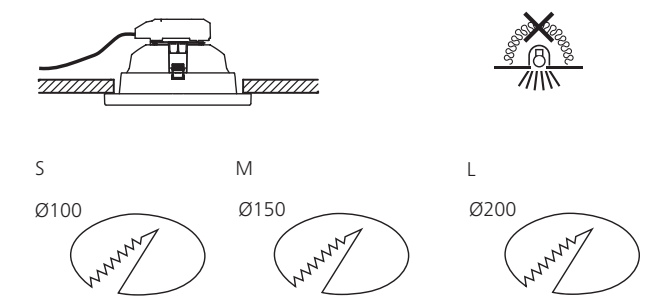


DOWNLIGHT BASIC L, 3100 lm 4000 K  
LOR = 100%  
lower flux fraction 100%  
upper flux fraction 0%  
UGR < 22

Dimmensions



Mounting



| TYPE              | NET LUMEN OUTPUT<br>(at Ta = 25 °C)<br>(lm) | POWER<br>CONSUMPTION<br>(W) | SYSTEM<br>EFFICACY<br>(lm/W) | COLOUR<br>RENDERING<br>INDEX | CORRELATED<br>COLOUR<br>TEMPERATURE<br>(K) | BEAM<br>ANGLE | WEIGHT<br>(kg) |
|-------------------|---|-----------------------------|------------------------------|------------------------------|--|---------------|----------------|
| DOWNLIGHT BASIC S | 1000  | 10                          | 100                          | 80+                          | 3000                                       | 90°/ 60°      | 0.2            |
| DOWNLIGHT BASIC S | 1100  | 10                          | 110                          | 80+                          | 4000                                       | 90°/ 60°      | 0.2            |
| DOWNLIGHT BASIC M | 1000  | 10                          | 100                          | 80+                          | 3000                                       | 90°/ 60°      | 0.3            |
| DOWNLIGHT BASIC M | 1100  | 10                          | 110                          | 80+                          | 4000                                       | 90°/ 60°      | 0.3            |
| DOWNLIGHT BASIC M | 2000  | 20                          | 100                          | 80+                          | 3000                                       | 90°/ 60°      | 0.3            |
| DOWNLIGHT BASIC M | 2100  | 20                          | 105                          | 80+                          | 4000                                       | 90°/ 60°      | 0.3            |
| DOWNLIGHT BASIC L | 2100  | 20                          | 105                          | 80+                          | 3000                                       | 90°/ 60°      | 0.6            |
| DOWNLIGHT BASIC L | 2200  | 20                          | 110                          | 80+                          | 4000                                       | 90°/ 60°      | 0.6            |
| DOWNLIGHT BASIC L | 3000  | 30                          | 100                          | 80+                          | 3000                                       | 90°/ 60°      | 0.6            |
| DOWNLIGHT BASIC L | 3100  | 30                          | 103                          | 80+                          | 4000                                       | 90°/ 60°      | 0.6            |



220-240V  
50-60Hz

LED

CHROMATICITY  
4  
SDCM

CRI  
80+  
Ra

CCT  
3000  
K

CCT  
4000  
K

ECG

IP  
20

